


Top 8 ways to engage parents

1. Offer virtual parent-teacher conferences.

Use video meetings to connect with parents from anywhere.

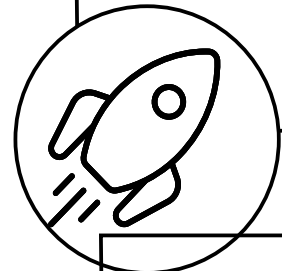


2. Blast announcements to all parents at once.

Use one classroom chat Space to share links and information.

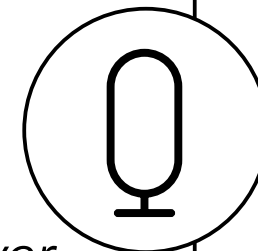
3. Take the class on a virtual field trip on parent nights.

Webex into a virtual tour of the great barrier reef or a faraway place!




4. Invite parents to be guest speakers.

Parents have cool jobs, invite them to share with the class over Webex from their workplace.



5. Enable parent group conversations and planning.

Coordinate committee meetings and holiday planning in separate chat Spaces per project.

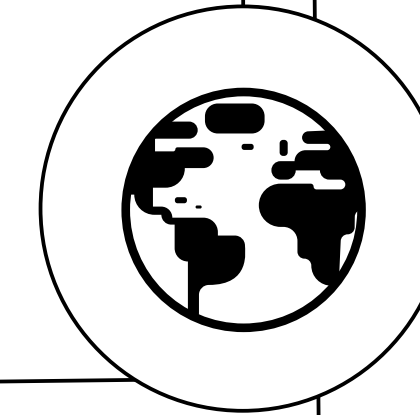


6. Invite parents to attend class virtually on special activity days.

Allow parents to login to the class virtually on Webex, chime in, see, and be seen.

7. Broadcast and record special events or presentations.

Ensure that all parents can watch their kid shine if they can't be there in person.



8. Message with parents who don't speak your language.

By adding a translation bot to a Webex chat Space, you can both message in your native language, and Webex does the translation for you.

Give Webex a try today, to get more connected with parents!

Powered by

Cisco Webex

Top 8 tips for managing group chat in Webex

1. Set clear expectations on rules of engagement up front.

3. Teach students to @mention you when they want you to especially see something. Review your @mentions first.

5. Point out that everyone in the Space can see all posts, so not to share anything they wouldn't want peers or teachers to read. Even deleted messages can be retrieved.

2. Give students some "digital citizen" training up front you can refer back to.


4. Decide if you want to offer "participation credit" for helpful messages and questions shared.

6. If you want, set a messaging time limit rule like "no posting after 8pm."

7. Some inappropriate behaviour is best dealt with in real-time in the class Space so everyone can learn from it. But on occasion a 1:1 response is more appropriate. Make your best judgement, thoughtfully.

8. Empower students to be accountable for each other. You'll see how willing they are to help each other, without being asked.

Give Webex a try today, to have a more connected classroom.



Powered by

Cisco Webex